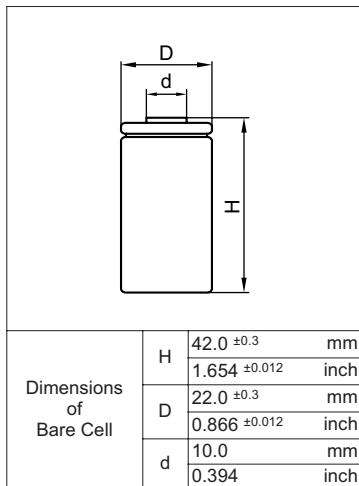


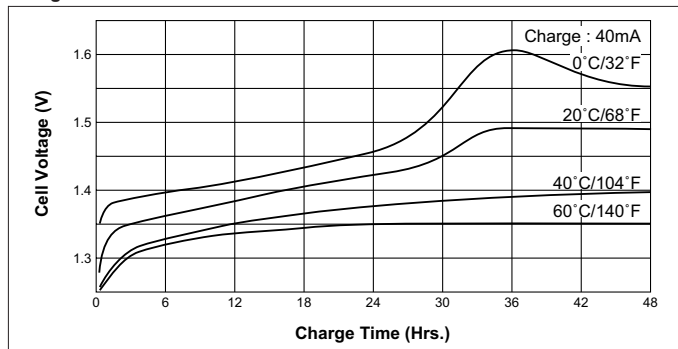
Cell Type KR-SCH Specifications



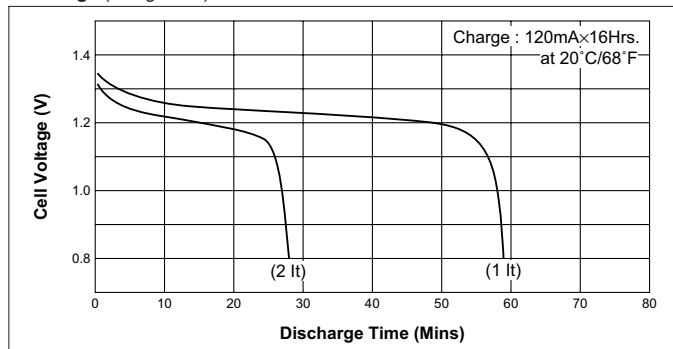
Nominal Capacity		1200mAh
Nominal Voltage		1.2V
Charging Current	Trickle	40mA
	Standard	120mA
Charging Time	Trickle	above 48Hrs.
	Standard	14 to 16Hrs.
Ambient Temperature	Charge	0°C to +70°C [+32°F to 158°F]
	Discharge	-20°C to +70°C [-4°F to 158°F]
	Storage	-30°C to +70°C [-22°F to 158°F]
Internal Impedance (Av.) (at 50% discharge)		8.5mΩ (at 1000Hz)
Weight		47g/1.66oz
Dimensions(D)×(H) (with tube)		22.9 ⁰ ₋₁ × 43.0 ⁰ _{-1.2} mm 0.90 ⁰ _{-0.04} × 1.69 ⁰ _{-0.05} inch

Typical Characteristics

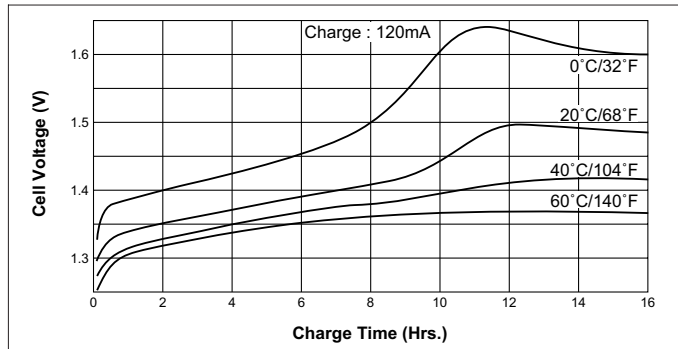
Charge



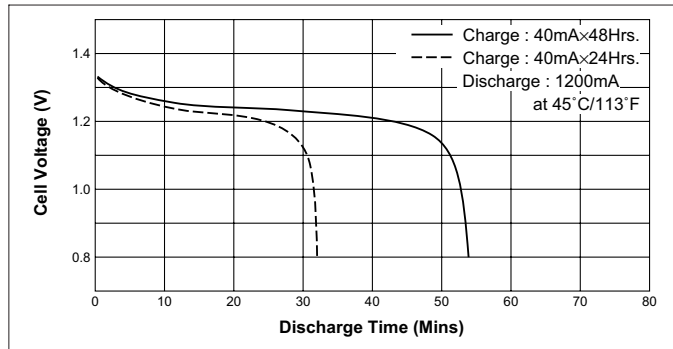
Discharge (at high rate)



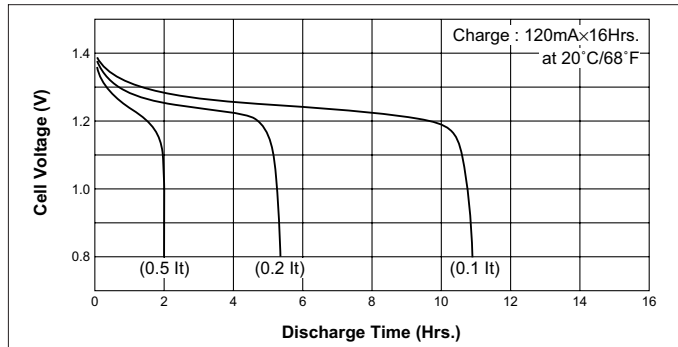
Charge



Discharge Trickle charge (at high temperature)



Discharge (at low rate)



Temperature (Charge & Discharge)

