

1

2

3

4

5

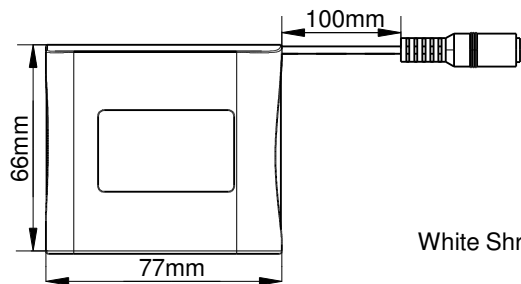
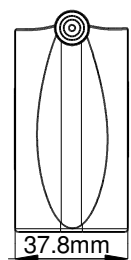
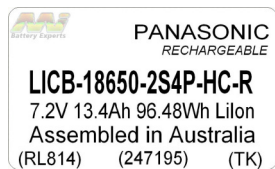
6

A

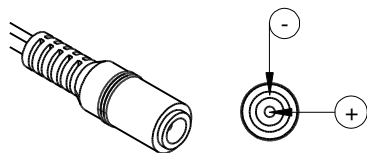
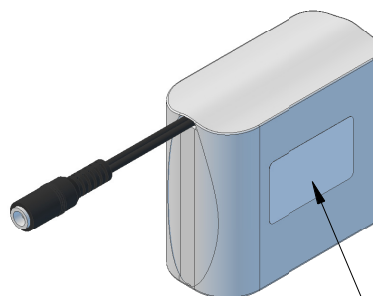
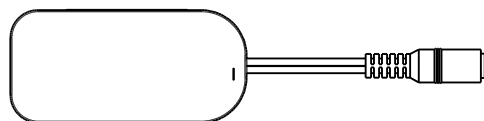
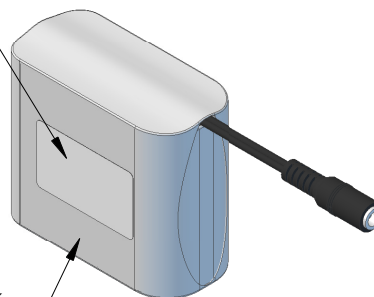
B

C

D



White Shrink



Mi
Master Instruments

This drawing and the designs so represented are the copyright property of Master Instruments Pty Ltd. The drawing shall not be copied, loaned or issued without the express written permission of a duly authorised representative of Master Instruments Pty Ltd.

PART NO	RL814	STOCK CODE	88003-111	RevNo	0
CELL TYPE	NCR18650B	RECOMMENDED CHARGER	3P10L1008-2.1mm or FY085xxxx	DATE	24/11/15
				PAGE	1 OF 1

Technical Data

Safety Board (PCM)

PCM	MIPCM-2SXP10A
Over Charge Detection Voltage	4.26V ± 0.025V
Over Charge Release Voltage	4.05V ± 0.05V
Over Discharge Detection Voltage	2.4V ± 0.08V
Over Discharge Release Voltage	3.0V ± 0.1V
Over Current Detection Current	20A ± 2.0A
Max Discharge Current	10A
Short Circuit Protection	External Shot 200-500ms
Protection Circuit Resistance	≤30mΩ
PTC Resettable Fuse	N/A
Thermistor	N/A
Chemistry	Lilon
Configuration	2S4P
Voltage	7.2V
Capacity	13.4Ah
Energy	96.48Wh
Weight	390g
Rated Discharge	2.68A (C/5)
Max Discharge Continuous	PCM: 10A
	Cell: 10A (PCM Limit)
Charge Rate	6.7A
Operating Temperature Range	Charge: 10 - 45°C
	Discharge: -20 - 60°C
Charge Voltage	8.4V
Discharge End Voltage	5V
Connector	CE180 2.1mm(ID) x 5.5mm(OD) DC Jack
Suits Mating Connector	P4215 DC Plug Male 2.1mm(ID) x 5.5mm(OD)

1

2

3

6