



12V

65Ah

SLA

AGM

## 12SB65TL

Rechargeable AGM Sealed Lead Acid Battery

### SPECIFICATIONS

<b>Nominal Voltage</b>	12V	
<b>Nominal Capacity</b>		
20 hour rate (3.250A to 10.50V)	65Ah	
10 hour rate (6.175A to 10.50V)	61.75Ah	
5 hour rate (11.05A to 10.20V)	55.25Ah	
1C (65A to 9.60V)	41.17Ah	
3C (195A to 9.60V)	26Ah	
<b>Weight</b>	Approx. 20.9kg	
<b>Internal Resistance (at 1KHz)</b>	Approx. 7mΩ	
<b>Maximum Discharge Current (5 secs)</b>	780A	
<b>Charge Methods at 25°C</b>		
<b>Standby Use</b>		
Float Charging Voltage	13.5V to 13.8V	
Coefficient -3.0mV/°C/Cell		
Maximum Charging Current	19.5A	
<b>Operating Temperature Range</b>		
<b>Charge</b>	-15°C to 40°C	
<b>Discharge</b>	-15°C to 50°C	
<b>Storage</b>	-15°C to 40°C	
<b>Charge Retention (Shelf Life) at 20°C</b>		
1 month	98%	
3 months	94%	
6 months	85%	
<b>Case Material</b>	ABS UL94 HB	
<b>Termination</b>	F8 (M6 Bolt)	

#### Description of Torque Value of Hardware for the Terminals

Recommended Torque Value      M6: 7 N-m (71kgf-cm)  
Max. Allowable Torque Value      M6: 9 N-m (92kgf-cm)

<b>Design Life</b> Expected Trickle Design Life	6-9 years at 20°C
--	-------------------

**Classified as a non-spillable battery.**  
**Approved for transportation by:**

- Air (IATA/ICAO provision A67)
- Road
- Sea (per IMDG Special Provision 238)



Barcode

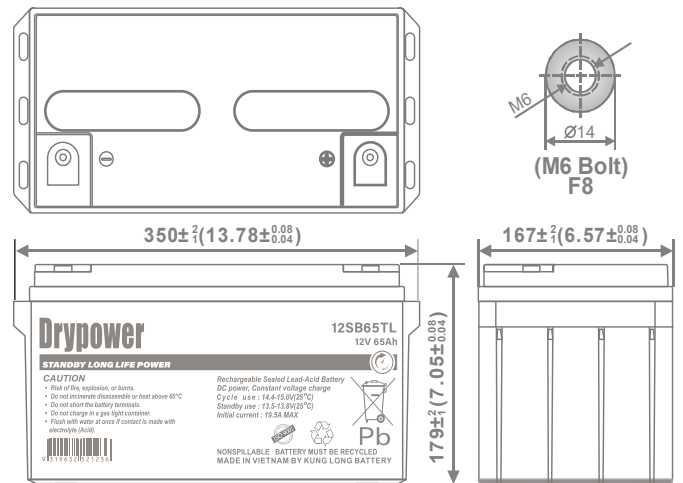


9319632521236

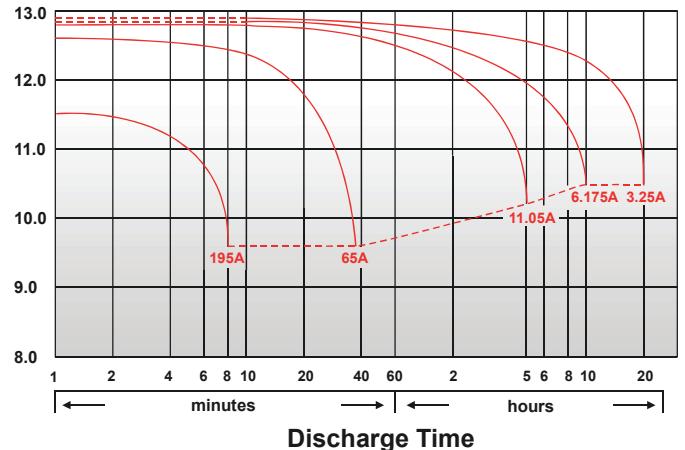


### DIMENSIONS

mm (inch)

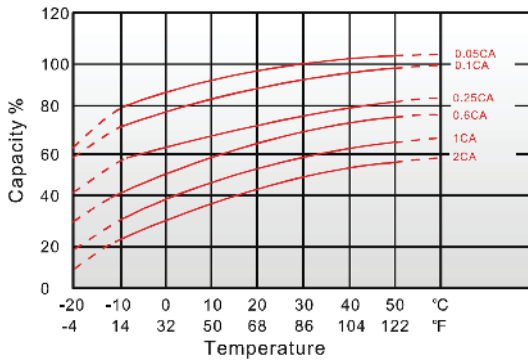


#### (V) FOR 12V BATTERY Discharge Time VS. Discharge Current (25°C)

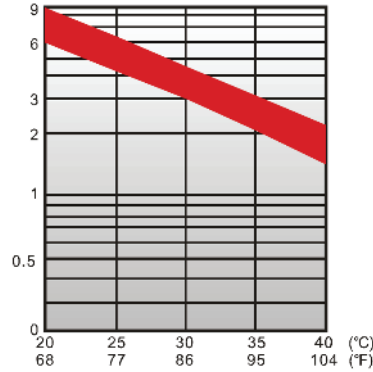


## CHARACTERISTICS CHARTS

Effect of Temperature on Capacity 25°C(77°F)



Trickle (or float) Service Life

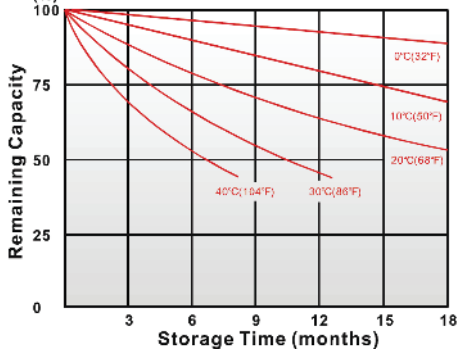


## FEATURES & BENEFITS

- ◆ Industry leading 99.99% pure lead content for superior service life and dependable performance.
- ◆ Long service life to reduce maintenance and logistical costs across telecom, utilities and off-grid applications.
- ◆ Minimises sulphation with a thicker plate design and higher percentage of tin content to maximise battery standby life.
- ◆ High rate discharge capable to ensure reliable performance.
- ◆ Maintenance free technology and non-spillable design.
- ◆ Manufactured by Kung Long Battery (KLB) at facilities in Taiwan and Vietnam. KLB is a leading manufacturer and complies with relevant international quality standards including ISO9001, CE ETL9000, UL1989, OHSAS18001 and ISO17025. KLB supports Green Sustainable supply chain practices.



Capacity Retention Characteristic



## PERFORMANCE DATA

Discharge Rates in Watts to Various End Voltages at 25°C (77°F)

End Voltage		1.85V	1.80V	1.75V	1.70V	1.67V	1.65V	1.60V
5	min	249	275	320	371	380	396	432
10	min	203	230	251	274	282	290	309
15	min	170	190	207	215	218	224	231
20	min	150	158	171	173	180	185	193
30	min	113	124	134	138	141	143	148
60	min	72.5	76.5	82.3	83.7	84	84.3	85
90	min	58.3	60.2	61.5	62	62.3	62.5	62.8
120	min	45.7	48	49	49.5	49.7	49.8	50
180	min	32.4	33.5	34	34.3	34.5	34.7	35
240	min	26	27.2	27.5	27.7	27.8	28	28.2
300	min	21.7	22.6	23.1	23.2	23.3	23.4	23.4
480	min	14.9	15.5	15.8	15.9	16	16	16
600	min	12.5	12.9	13.2	13.2	13.3	13.3	13.3
1200	min	6.54	6.76	6.86	6.87	6.89	6.91	6.94

Discharge Rates in Amperes to Various End Voltages at 25°C (77°F)

End Voltage		1.85V	1.80V	1.75V	1.70V	1.67V	1.65V	1.60V
5	min	137	151	177	208	213	224	245
10	min	102	123	135	149	154	158	169
15	min	91	100	109	116	119	122	129
20	min	61.4	62.5	63.3	64.5	65.5	66.5	68.5
30	min	50.7	50.7	50.7	50.7	50.7	50.7	50.7
60	min	36.6	38.5	41.5	42.5	43	43.6	44.2
90	min	29.5	31.1	31.8	32.2	32.8	33	33.4
120	min	23.1	24.3	24.8	25	25.3	25.5	25.8
180	min	16.2	17	17.3	17.5	17.7	17.8	18
240	min	13	13.6	13.8	13.9	14	14.1	14.2
300	min	10.8	11.3	11.5	11.6	11.7	11.8	11.9
480	min	7.43	7.73	7.87	7.92	7.94	7.96	7.98
600	min	6.19	6.43	6.54	6.58	6.6	6.61	6.63
1200	min	3.24	3.35	3.4	3.41	3.42	3.43	3.44

All data on the spec. sheet is an average value:

The tolerance range : X < 6min (+15%~-15%), 6min ≤ X < 10min (+12%~-12%), 10min ≤ X < 60min (+8%~-8%), X ≥ 60min (+5%~-5%)

Aug2020

Performance may vary depending on application. All specifications are correct at time of creation. All specifications and operation conditions contained in this datasheet are subject to change or improvement without prior notice to the user. This data is for evaluation purposes only. No guarantee is intended or implied by this data. For clarification and updated information, please contact us.